


# Craft WITH Sarah



FUN FOLD CARD TEMPLATE



## Castle Card

Get the matching Cricut cutting file  
from [craftwithsarah.com/clubhouse](http://craftwithsarah.com/clubhouse)




## CASTLE CARD

You may sell handmade cards that you make using this template.  
For full terms of use visit [www.craftwithsarah.com/terms](http://www.craftwithsarah.com/terms)



**TO-SCALE TEMPLATE**

**Black lines = CUT**  
**Red lines =  
SCORE (Mountain fold)**  
**Blue lines =  
SCORE (Valley fold)**

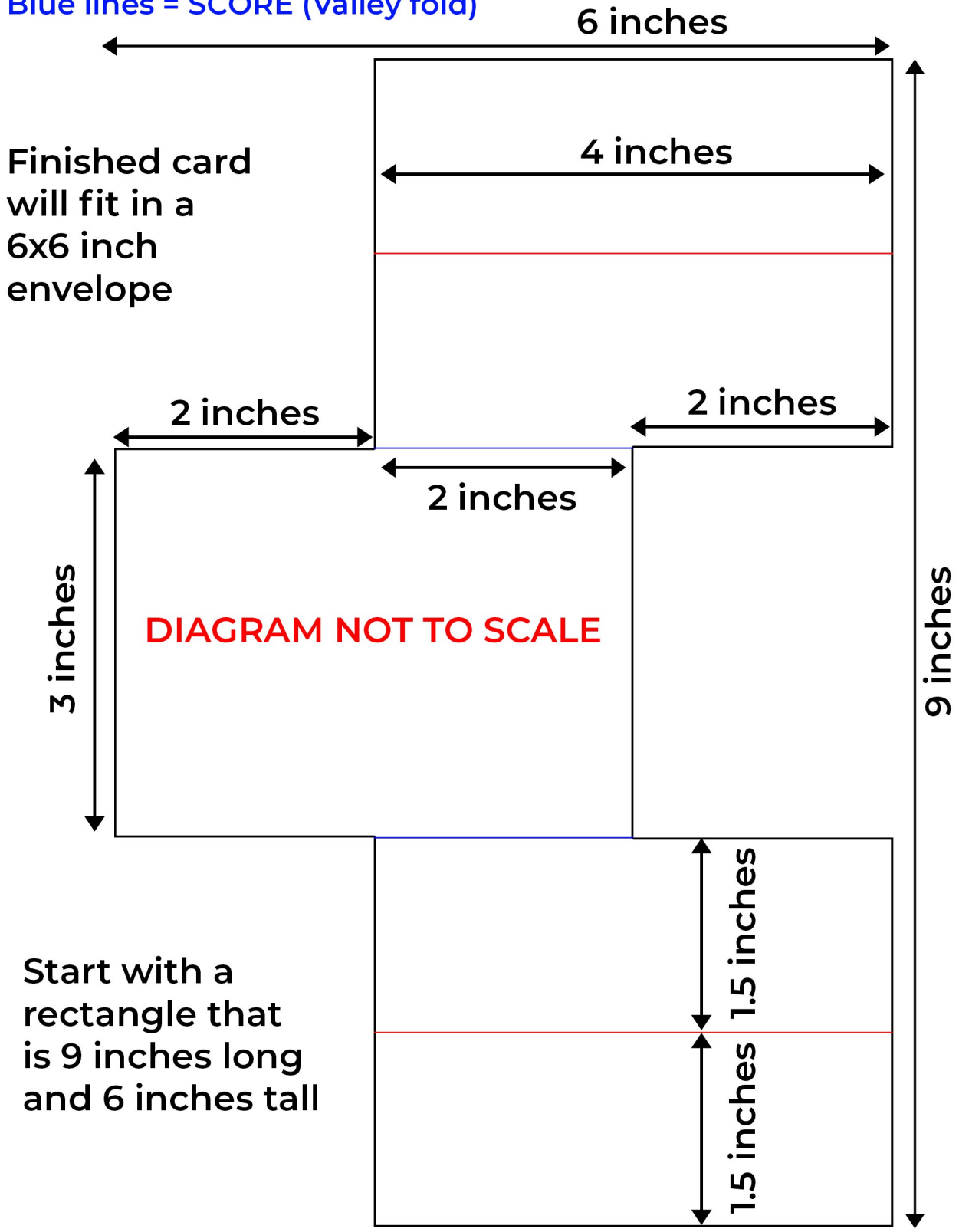




# CASTLE CARD

You may sell handmade cards that you make using this template.  
For full terms of use visit [www.craftwithsarah.com/terms](http://www.craftwithsarah.com/terms)

**Black lines = CUT**      **Red lines = SCORE (Mountain fold)**  
**Blue lines = SCORE (Valley fold)**



Finished card  
will fit in a  
6x6 inch  
envelope

Start with a  
rectangle that  
is 9 inches long  
and 6 inches tall